

M/S. TATIA GLOBAL VENTURE LTD

Regd.Off.No.19, Aroshree Towers, Ruitland Gate 4th Street, Nungambakam, Chennai 600 006. Email: tatia@vsnl.com

Audited Financial Results for the year ended 31.03.2013

(Rs. in Lakhs)

Particulars	Standalone				Consolidated				
	Quarter ended 31.03.2013	Quarter ended 31.12.2012	Quarter ended 31.03.2012	Year ended 31.03.2013 (Audited)	Quarter ended 31.03.2012 (Audited)	Quarter ended 31.12.2012	Quarter ended 31.03.2012	Year ended 31.03.2013 (Audited)	Year ended 31.03.2012 (Audited)
1. Income from Operations									
a. Net sales / Income from operations	134.20	350.22	0.00	775.12	0.00	509.35	1000.37	25.15	2554.42
b. Other Income	54.14	1.05	0.68	58.40	3.25	54.23	1.05	0.68	58.49
Total Income from operations (Net)	188.34	351.27	0.68	833.52	3.25	563.58	1001.42	25.83	2612.91
2. Expenses									
a. Cost of Materials consumed sold	0.00	0.00	0.00	0.00	0.00	0.00	0.00	0.00	0.00
b. Purchase of Stock-in-Trade	146.43	326.70	0.00	722.93	6.00	472.19	863.86	20.94	2135.69
c. Changes in Inventories of Finished goods, work-in-progress and stock-in-trade	0.00	0.00	0.00	0.00	0.00	0.00	0.00	0.00	0.00
d. Employee benefits expenses	3.11	3.45	0.93	12.06	4.48	10.82	11.24	1.55	44.77
e. Depreciation and amortisation expenses	8.74	2.74	2.14	16.94	8.33	8.91	2.76	2.15	17.50
f. Other expenses (Any item exceeding 10% of the total expenses relating to continuing operations to be shown separately)	5.58	4.14	11.62	42.23	45.26	44.75	62.84	14.50	275.70
Total Expenses	163.86	339.03	14.69	794.16	58.05	536.67	940.72	39.14	2473.68
3. Profit / (loss) from operation before other income, finance costs and Exceptional Items (1-2)	24.48	12.24	-14.01	39.36	-54.80	26.91	60.70	-13.31	139.25
4. Other income	0.00	0.00	1.88	4.00	1.88	0.00	0.00	1.88	4.00
5. Profit/(loss) from ordinary activities before finance costs and Exceptional Items (3+4)	24.48	12.24	-12.13	43.36	-52.92	28.91	60.70	-11.43	143.25
6. Finance Costs	17.29	0.12	0.18	17.72	0.68	17.29	0.12	0.18	17.72
7. Profit / (loss) from ordinary activities after finance costs but before Exceptional Items (5-6)	7.19	12.12	-12.31	25.64	-53.58	9.62	60.58	-11.61	125.53
8. Exceptional Items	0.00	0.00	0.00	0.00	0.00	0.00	0.00	0.00	0.00
9. Profit (+) / Loss (-) from Ordinary Activities before tax (7+8)	7.19	12.12	-12.31	25.64	-53.58	9.62	60.58	-11.61	125.53
10. Tax Expenses	3.41	0.00	0.00	3.41	0.00	3.41	0.00	3.41	0.00
11. Net Profit / loss from Ordinary Activities after tax (9-10)	3.78	12.12	-12.31	22.23	-53.61	6.21	60.58	-11.61	122.12
12. Extraordinary items (net of tax Expenses Rs.)	0.00	0.00	0.00	0.00	0.00	0.00	0.00	0.00	0.00
13. Net Profit/(loss) for the period (11+12)	3.78	12.12	-12.31	22.23	-53.61	6.21	60.58	-11.61	122.12
14. Share of profit / (loss) of Associates	0.00	0.00	0.00	0.00	0.00	0.00	0.00	0.00	0.00
15. Minority Interest	0.00	0.00	0.00	0.00	0.00	0.00	0.00	0.00	0.00
16. Net Profit / (loss) after taxes, minority interest and share of profit / (loss) of Associates (13+14+15)	3.78	12.12	-12.31	22.23	-53.61	6.21	60.58	-11.61	122.12
17. Paid - up equity share capital (Face Value of the share Rs. 10/- each)	1516.20	1516.20	1516.20	1516.20	1516.20	1516.20	1516.20	1516.20	1516.20
18. Reserve excluding Revaluation Reserves as per balance sheet of previous accounting year	1113.00	1109.22	1090.77	1113.00	1090.77	1395.29	1389.81	1273.17	1385.29
19. Earning per share (before extraordinary items)									
a. Basic	0.002	0.01	-0.008	0.015	-0.035	0.004	0.040	-0.008	0.081
b. Diluted	0.002	0.01	-0.008	0.015	-0.035	0.004	0.040	-0.008	0.081
19. Earning per share (after extraordinary items)									
a. Basic	0.002	0.01	-0.008	0.015	-0.035	0.004	0.040	-0.008	0.081
b. Diluted	0.002	0.01	-0.008	0.015	-0.035	0.004	0.040	-0.008	0.081
A. PARTICULARS OF SHARE HOLDING									
1. Public Shareholding	93954160	97274160	94229855	93954160	94229855	93954160	97274160	94229855	93954160
- Percentage of shareholding	61.97%	64.16%	62.15%	61.97%	62.15%	61.97%	64.16%	62.15%	61.97%
2. Promoters and promoter Group Share holding									
a. Pledged / Encumbered	NIL	NIL	NIL	NIL	NIL	NIL	NIL	NIL	NIL
- Number of shares									
- Percentage of shares (as a % of the total share shareholding of promoter and promoter group)									
- Percentage of shares (as a % of the total share capital of the company)									
b. Non - encumbered	57665840	54345840	57390145	57665840	57390145	57665840	54345840	57390145	57665840
- No of Shares									
- Percentage of Shares (as a % of the total share holding of the promoter and promoter group)	38.03%	35.84%	37.85%	38.03%	37.85%	38.03%	35.84%	37.85%	38.03%
- Percentage of shares (as a % of the total share capital of the company)									

B. Investor Complaints		3 Months ended 31.03.2013	
Pending at the beginning of the Quarter			NIL
Received during the Quarter			40
Disposed of during the Quarter			40
Remaining unresolved at the end of the Quarter			NIL

Particulars	Standalone		Consolidated	
	As at 31.03.2013 (Rs.)	As at 31.03.2012 (Rs.)	As at 31.03.2013 (Rs.)	As at 31.03.2012 (Rs.)
A. EQUITY AND LIABILITIES				
1. Share holders Fund				
(a) Share capital	151,620,000	151,620,000	151,620,000	151,620,000
(b) Reserves & Surplus	111,300,222	109,077,204	139,529,138	127,316,965
(c) Money received against share warrants	-	-	-	-
Sub-Total - Shareholders' Funds	262,920,222	260,697,204	291,149,138	278,936,965
2. Share application money pending allotment	-	-	-	-
3. Minority Interest	-	-	-	-
4. Non-Current Liabilities				
(a) Long Term borrowings	317,958	578,446	317,958	-
(b) Deferred Tax Liabilities (Net)	490,992	562,316	490,992	562,316
(c) Other Long-Term Liabilities	66,233,504	-	186,868,728	-
Sub-Total Non-Current Liabilities	67,042,454	1,140,762	187,677,678	562,316
5. Current Liabilities				
(a) Short Term borrowings	-	-	-	-
(b) Trade Payables	-	-	-	-
(c) Other current Liabilities	-	5,973,602	-	127,307,329
(d) Short-term Provisions	447,240	30,000	555,740	123,500
Sub-Total Current Liabilities	447,240	6,003,602	555,740	127,430,829
TOTAL - EQUITY AND LIABILITIES	330,410,314	267,861,568	479,382,554	406,956,110
B. ASSETS				
1. Non-Current Assets				
(a) Fixed Assets	3,140,033	3,778,746	3,143,705	3,784,865
(b) Miscellaneous expenses not to written off	-	1,000,000	90,224	1,113,746
(c) Non-Current Investments	40,175,000	17,062,500	38,126,000	37,275,000
(d) Deferred tax Assets (Net)	-	-	-	-
(e) Long-term loans & Advances	70,216,105	216,352,283	70,216,105	10,863,915
(f) Other Non-current Assets	-	-	-	-
Sub-Total - Non-Current Assets	113,531,138	238,183,529	111,575,034	53,037,526
2. Current Assets				
(a) Current Investments	1,000,000	22,292,500	-	-
(b) Inventories	-	-	86,665,522	86,665,522
(c) Trade Receivables	211,838,545	5,438,848	271,299,369	259,914,914
(d) Cash and Cash Equivalents	1,325,014	319,160	5,070,659	3,770,235
(e) Short-Term Loans and Advances	-	-	-	-
(f) Other Current Assets	2,715,816	1,647,531	2,771,948	1,667,912
Sub-Total - Current Assets	216,879,175	29,668,039	387,807,518	353,918,583
TOTAL ASSETS	330,410,314	287,861,588	479,382,554	406,956,110

Notes:

- The above Consolidated Audited results were reviewed by the Audit Committee and were approved by the board of Directors of the company at its meeting held on 31st May 2013.
- During the year under review the company has invested in M/s. Make My Innerwear India Private Ltd as a result the said company has become 100% Wholly owned subsidiary of the Company.
- The Consolidated Financial Results including the Financial Results of Domestic Wholly Owned Subsidiary and overseas Wholly Owned Subsidiary of the Company.
- During the year under review the company has invested in 24,50,000 Equity shares of Rs.10/- each at a premium of Rs. 5/- upon conversion of Preferential Warrants. The investments made in the entity of associate Group of the Companies.
- The Company has only one area of operation Hence Segment reporting is not required.
- The company has carried out the assesment of Impairment of Asset and there is no impairment of assets defined in accounting standard -28 The Sales figures has been published on gross basis instead of net of discount as published in the Quarter. Hence accordingly the figures have been re-grouped & recasted to bring uniformity in the accounting and reporting policy of the company.
- The figure have been re-grouped / re-classified / re-arranged where ever necessary to present better comparison.

By Order of the Board
M/S. TATIA GLOBAL VENTURE LIMITED
 Sd/-
 Bharat Jain Tatia
 Managing Director

Place : Chennai - 600 006
 Date : 31.05.2013



For **TATIA GLOBAL VENTURE LIMITED**

 Managing Director


LIMITED REVIEW REPORT

To,
The Board of Directors,
M/s. Tatia Global Vennture Limited,
Chennai - 600 006.

I have reviewed the accompanying statement of Audited financial results of M/s. **Tatia Global Vennture Limited** for the period ended 31.03.2013. This statement is the responsibility of the Company's Management and has been approved by the Board of Directors/ Committee of Board of Directors. My responsibility is to issue a report on these financial statements based on my review.

I conducted my review in accordance with the Standard on Review Engagement (SRE) 2400, engagements to Review Financial Statements issued by the Institute of Chartered Accountants of India. This standard requires that I plan and perform the review to obtain moderate assurance as to whether the financial statements are free of material misstatement. A review is limited primarily to inquiries of company personnel and analytical procedures applied to financial data and thus provides less assurance than an audit. I have not performed an audit and accordingly, I do not express an audit opinion.

Based on my review conducted as above, nothing has come to my attention that causes me to believe that the accompanying statement of un audited financial results prepared in accordance with applicable accounting standards and other recognized accounting practices and policies has not disclosed the information required to be disclosed in terms of Clause 41 of the Listing Agreement including the manner in which it is to be disclosed, or that it contains any material misstatement.



For K.Subramanyam & Co.
Chartered Accountants

K. Subramanyam

K.SUBRAMANYAM
Proprietor
Membership No.023663

Place: Chennai.
Date: 31.05.2013

LIMITED REVIEW REPORT

Auditor's Report on Quarterly Consolidated Financial Results and Consolidated Year to Date Results of the Company Pursuant to the Clause 41 of the Listing Agreement


To,
The Board of Directors,
M/s. Tatia Global Vennture Limited,
Chennai – 600 006.

I have audited the consolidated financial results of **M/s. Tatia Global Vennture Limited** for the quarter and year ended **31.03.2013** and the consolidated quarter to date results for the period 01.01.2013 to 31.03.2013, attached herewith, being submitted by the company pursuant to the requirement of clause 41 of the Listing Agreement. These consolidated quarterly financial results as well as the consolidated year to date financial results have been prepared from consolidated interim financial statements, which are the responsibility of the company's management. My responsibility is to express an opinion on these consolidated financial results based on my audit of such consolidated interim financial statements, which have been prepared in accordance with the recognition and measurement principles laid down in Accounting Standard (AS) 25, Interim Financial Reporting, issued pursuant to the Companies (Accounting Standards) Rules, 2006 as per section 211(3C) of the Companies Act, 1956 or by the Institute of Chartered Accountants of India and other accounting principles generally accepted in India.

I conducted my audit in accordance with the auditing standards generally accepted in India. Those standards require that I plan and perform the audit to obtain reasonable assurance about whether the financial results are free of material misstatement(s). An audit includes examining, on a test basis, evidence supporting the amounts disclosed as financial results. An audit also includes assessing the accounting principles used and significant estimates made by management. I believe that my audit provides a reasonable basis for my opinion.

I did audit of the financial statements of 10(Ten) subsidiaries included in the consolidated quarterly financial results and consolidated year to date results, whose consolidated interim financial statements reflect total assets of 4793.82(in lakhs) as at 31.03.2013 (year to date) ; as well as the total Profit of 122.12 (in lakhs)as at 31.03.2013(year to date) and Profit of 6.21 (in Lakhs) as at the quarter ended 31.03.2013 (date of quarter end).

Contd...2




|2|

In my opinion and to the best of my information and according to the explanations given to me these consolidated quarterly financial results as well as the consolidated year to date results:

- (i) Include the quarterly financial results to date of the following entities (list of entities included in consolidation);
- (ii) Have been presented in accordance with the requirements of clause 41 of the Listing Agreement in this regard; and
- (iii) Give a true and fair view of the consolidated net profit/loss and other financial information for the quarter ended **31.03.2013** as well as the consolidated year to date results for the period from 01.04.12 to 31.03.2013.

Further, I also report that I have, on the basis of the books of account and other records and information and explanations given to me by the management, also verified the consolidated number of shares as well as percentage of shareholdings in respect of aggregate amount of consolidated public shareholdings, as furnished by the company in terms of clause 35 of the Listing Agreement and found the same to be correct.



For K.Subramanyam & Co.
Chartered Accountants

K. Subramanyam

K.SUBRAMANYAM
Proprietor
Membership No.023663

Place: Chennai
Date: 31. 05.2013.